

THE CONTEMPORARY HACIENDA REVISITED

New Ideas for a Timeless Artistic Tradition

**Porcelain & Traditional Body Talavera
& Catalina Tiles, Sinks & Accessories**



ABOUT HAND CRAFTED TILES



Above is an image of the type of variation that may occur between two tiles of the same design and size. The differences may occur for a variety of reasons:

- They are being painted by two different artists.*
- They are being located in different parts of a kiln during firing, whereby one tile was fired at a slightly higher temperature than the other, causing the glaze to spread out slightly more than the other tile.*
- They may be from two lots painted months apart, where the artist will paint slightly differently.*
- Also, with solid color tiles and molded pieces, slight variations may occur in shade from lot to lot.*
- The cobalt blues applied to decorated tiles varies in darkness according to the thickness of the application of the glaze. The thicker the application, the closer the color approximates our cobalt field tile. The thinner the application, the closer it approximates our blue field tile.*
- The formulation of glazes for a solid color varies greatly between the tile and the molded piece, due to the latter's much higher firing temperature. Some variations in color may therefore occur.*
- The image show above is by far an exception – most decorated tiles have differences between them that are much less apparent to perceive. Please do take into consideration however the nature of this product when sampling and purchasing.*

This is a handcrafted ceramic product. Variation in size, color, shape, design and surface quality are inherent and are desirable aspects of this product. Please work from several different cartons for best results. No returns or adjustments will be made after installation. Installation constitutes acceptance.

Printing and website color representation was submitted as accurate as possible but variation can occur in its final form. Variation is inherent in all material. Please request samples to verify color range.

Latin Accents, Inc.


*406 Preston Ct.
Livermore, CA 94551
Telephone: (925) 454-1947*

*Fax: (925) 454-1948
E-mail: information@latin-accents.com
Website: www.latin-accents.com
Printed in China*

TABLE OF CONTENTS

PRODUCT CATALOG

CATALINA PORCELAIN TILES	1	POOLS	35
PORCELAIN POBLANA TILES	13	FOUNTAINS	47
CLASSIC PORCELAIN	14	EXTERIORS & ENTRANCES	51
COLONIAL PORCELAIN	15	PATIOS	55
BAROQUE PORCELAIN	16	STAIRS	56
SPECIAL PORCELAIN	17	FIREPLACES	63
MEDALLIONS	17	KITCHENS	64
FIELD & MOLDED PORCELAIN	18	BATHROOMS	68
TRADITIONAL CLAY POBLANA TILES	19	COMMERCIAL APPLICATIONS	77
CLASSIC TRADITIONAL	21	TECHNICAL CHARACTERISTICS	85
COLONIAL TRADITIONAL	23	INSTALLATION SPECIFICATIONS	89
BAROQUE TRADITIONAL	25	PHOTO CREDITS	91
SPECIAL TRADITIONAL	26	INDEX OF TILE INSTALLATIONS	91
MEDALLIONS	27		
FIELD & MOLDED CLAY	28		
HOUSE NUMBERS & FRAMES	29		
SINKS	31		
MURALS	32		
DESIGN GALLERY			
FIELD DESIGNS	33		
CONCEPT BOARDS	34		



INTRODUCTION

The history of Mexican Talavera tiles began in the late 16th Century when potters from the Spanish city of Talavera de la Reina settled in Puebla, a two hour drive east of Mexico City.

Today, Talavera ceramics are found throughout the country, but the finest are still concentrated in and around Puebla, where many of our products are sourced.

Compared to other Mexican tile imports, our tiles possess a vibrance of color, a delicacy of detail, and visible textures that comes from hand painting. Each tile is its own work of art.

Mexican Talavera tile has been loved for years by many, for its folkloric aesthetics and rustic appearance. Traditional Mexican Talavera tile however has its limitations. It is created on a artisan red clay body that cannot be used outdoors in harsher climates. Also, with many sources of talavera tile, designs vary little from a dozen or two common patterns, surface textures are flat, and colors mute.

Latin Accents has transformed Mexican talavera tile with vibrant colors and rich earth tones, dozens of unique and creative designs, and an innovation most important of all: a durable porcelain tile body suitable for use in swimming pools and outdoor installations in all climates. We import into Mexico a European porcelain body that is then hand painted by artists. We have further innovated by creating a variety of porcelain molded pieces to provide complete solutions for the varied installation needs of our customers.

With our new Catalina line, we again break new ground by creating designs that compliment the subtle earth tones found in most homes in America.

The Contemporary Hacienda is organized so that it serves as a design gallery, a product catalog and a reference manual for our products. Installation photos and product images are shown throughout the book and grouped by theme. At the end there is an index that lists page numbers for locating product images.



OUR CATALINA LINE

What in Southern California is commonly known as Catalina tile, or also Malibu tile, comes from the California revival movement of the early 20th century.

Using a centuries old European technique called Cuerda Seca, but originating in the Middle East, a design of lines is applied to pre-glazed tiles through the use of a silk screen process. An oily substance called "wax-resist" is used to make the lines, which can be pigmented or not, to act as a barrier to water based glazes that are applied by rubber syringes. The result is that the colored glaze is confined between the wax resist lines and creates a notable texture.

Latin Accents brings new innovations to this California tradition, an all weather porcelain body to allow for outdoor installations anywhere, and subtle earth tone colors, to compliment the natural colors of the Western landscape.

From: Los Angeles Times, September 17, 1989 -

Once produced in a factory on Catalina Island, 22 miles off shore from Los Angeles, Catalina tile adorns the serpentine wall that snakes along Crescent Avenue, the Wrigley Memorial and Botanical Gardens, the old Bird Park aviary, benches, storefronts, fountains and numerous homes and buildings around the town.

For only a decade, from 1927 to 1937, functional tile and decorative pottery were produced by residents at the Catalina Clay Products Co., where as many as 70 workers were employed, doing everything from collecting red clay from pits in the rugged interior to designing shapes and mixing colors, forming the clay into square tile or distinctly shaped pottery, firing it in kilns, and selling it at local tourist shops.

Today the pottery has become a collector's item, prized by aficionados for its distinctive glaze and colors. Around Avalon, most of the tiles are authentic but some, succumbing to age or the elements, have been replaced by high-quality reproductions.

Typically, Catalina decorative tiles depict pastoral island scenes or animals, most commonly brightly colored fish or birds, as in the murals at Bird Park. Other tiles are molded into abstract or Moorish-style patterns, in rounded or star-like shapes. Many emulate the Art-Deco style in vogue in the 1920s.

VISIT WWW.LATIN-ACCENTS.COM FOR FUTURE ADDITIONS TO THE CATALINA LINE



EARTH TONES COMPLEMENT SURROUNDING
COLORS OUTDOORS



SUBTLE SHADES OF BEIGE AND CREAM
BLEND IN SEAMLESSLY WITH MARBLES.

PRINTING AND WEBSITE COLOR REPRESENTATION WAS SUBMITTED AS ACCURATE AS POSSIBLE BUT VARIATION CAN OCCUR IN ITS FINAL FORM. VARIATION IS INHERENT IN ALL MATERIAL. PLEASE REQUEST SAMPLES TO VERIFY COLOR RANGE.

OUR NEW DESIGN: PLUMEADA

Plumeada, or "feathered" is a specialized hand painting technique found extensively in elaborate Talavera pottery in Puebla, Mexico, but able to be done well only after long periods of training.

It can be found in dinnerware designs, pots, vases, plaques and on some of the tile designs in our Poblana line.

Latin Accents has taken this effect as an inspiration for its new design, "Plumeada", adapting it for uniformity over multiple tile installations



CREMA
BACKGROUND COLOR
CREMA MARFIL



AQUA
BACKGROUND COLOR
CELADON



NEVADA
BACKGROUND COLOR
GRAY



NEGRA
BACKGROUND COLOR
CHARCOAL - SPECIAL ORDER



5 3/4" ONLY

OUR NEW COLOR SCHEME: NEVADA



**SANTA ROSA
NEVADA**



**SAN MIGUEL
NEVADA**



**SAMARA
NEVADA**



**ANACAPA
NEVADA**

BACKGROUND COLORS: NEVADA WHITE, SPECIAL ORDER
SAMARA NEVADA: GRAY

SEE THE CORRESPONDING DESIGN CATEGORY FOR MORE DETAILS

SANT GERVASI



5 3/4"

BACKGROUND COLOR
CREMA DORADA



3 3/4"



SANT GERVASI
FIELD DESIGN



2"

SANTA COLOMA



5 3/4" & 3 3/4"

BACKGROUND COLOR
CREMA MARFIL



2"



SANTA COLOMA
FIELD DESIGN

SANTA ROSA

5 3/4" & 3 3/4"



VERANO

BACKGROUND COLOR -
CREMA DORADA

5 3/4" & 3 3/4"



VERANO CORNER

2"



A

2"



B




SAND

BACKGROUND COLOR -
CREMA MARFIL



SAND CORNER



A



B



CREMA

BACKGROUND COLOR -
CREMA MARFIL



CREMA CORNER



A



B



TERRA COTTA

BACKGROUND COLOR - TERRA COTTA



TERRA COTTA CORNER



A



B



NEVADA

BACKGROUND COLOR - NEVADA
WHITE - SPECIAL ORDER



NEVADA CORNER




A



B


SANTA ROSA & SANTA ROSA CORNER AS FIELD DESIGN




(BACKGROUND
COLOR CREMA
DORADA)




(BACKGROUND
COLOR CREMA
MARFIL)



(BACKGROUND
COLOR CREMA
MARFIL)



(BACKGROUND
COLOR
TERRA COTTA)



(BACKGROUND
COLOR
NEVADA WHITE -
SPECIAL ORDER)

SAN MIGUEL

5 3/4" & 3 3/4"



VERANO
BACKGROUND COLOR
CREMA DORADA



SAND
BACKGROUND COLOR
CREMA MARFIL



CREMA
BACKGROUND COLOR
CREMA MARFIL



TERRA COTTA
BACKGROUND COLOR
TERRA COTTA



NEVADA
BACKGROUND COLOR
NEVADA WHITE -
SPECIAL ORDER



**SAN MIGUEL
AS MEDALLIONS**



**SAN MIGUEL
AS FIELD DESIGNS**

SAMARA

5 3/4" & 3 3/4"



2"

VERANO


BACKGROUND COLOR
CREMA DORADA



2"

MARINA

BACKGROUND COLOR
MARINA BLUE - SPECIAL ORDER



2"

NEVADA

BACKGROUND COLOR
GRAY



2"

TERRA COTTA

BACKGROUND COLOR
TERRA COTTA



2"

AQUA

BACKGROUND COLOR
CELADON


ANACAPA



5 3/4" & 3 3/4"


TERRA COTTA

BACKGROUND COLOR
TERRA COTTA




AQUA

BACKGROUND COLOR
CREMA DORADA



NEVADA

BACKGROUND COLOR
NEVADA WHITE - SPECIAL ORDER



SAND

BACKGROUND COLOR
CREMA MARFIL



SANTA CRUZ

5 3/4" & 3 3/4"



2"




2"

VERANO

BACKGROUND COLOR
CREMA DORADA

TERRA COTTA

BACKGROUND COLOR
TERRA COTTA



SAN CLEMENTE

5 3/4" & 3 3/4"



2"



2"


VERANO

BACKGROUND COLOR
CREMA DORADA

AQUA

BACKGROUND COLOR
CELADON

ARCOS



5 3/4" & 3 3/4"

BACKGROUND COLOR
CREMA MARFIL



MEDALLION FROM
ARCOS CORNERS

SAN NICOLAS



2 7/8" x 5 3/4"

BACKGROUND COLOR
CREMA MARFIL

VALENTINA (UNDER DEVELOPMENT)



5 3/4" & 3 3/4"




2"



CREMA MARFIL



OLIVO
(MOLDED IN
DEVELOPMENT)



CREMA DORADA




TERRA COTTA



GOLD
(MOLDED IN
DEVELOPMENT)



AQUA



CELADON



GRAY
(MOLDED IN
DEVELOPMENT)

SIZES

2" x 2", 2 7/8" x 5 3/4",
3 3/4" x 3 3/4", 5 3/4" x 5 3/4"



SINGLE BULLNOSE
(NOT AVAILABLE IN 2")



DOUBLE BULLNOSE
(NOT AVAILABLE IN 2")



V-CAP (& CORNER)
5 3/4" x 2 1/4" x 2 1/4"



FINE ROPE
5 3/4" x 1 1/4" x 1"



CHAIR RAIL (& CORNER)
5 3/4" x 1 5/8" x 5/8"



COARSE ROPE
5 3/4" x 1 1/4" x 1"



NARROW QUARTER ROUND
(& CORNER)
5 3/4" x 3/4"



LISTELO
5 3/4" x 1 1/2"



WIDE QUARTER ROUND
(& CORNER)
5 3/4" x 1 1/2"

OUR PORCELAIN POBLANA LINE

Artisan ceramics from Mexico is a tradition that dates back to the 16th century, when the demand for ceramics in the colony of New Spain (Mexico) outgrew the supply from the old world. Puebla became for over two centuries the center of production for tile in Mexico, and remains the only place in which ceramic studios can receive official certification by the government as creators of authentic Talavera ceramics. The name Talavera comes from the town of Talavera de la Reina in central-west Spain, where a variation of the Italian Majolica (or Mayolica) ceramic was created. Majolica and Talavera share a tin oxide white glaze as their base.

Latin Accents is unique from all other tile manufacturers and importers in that we have combined this ancient tradition of tile decoration with European ceramic technology in ways that respond to the aesthetic and installation demands of most of North America and Europe. No other Talavera tile has undergone the laboratory tests that ours have to assure its ability for installation in all climates, and for resistance to pool chemicals. No other Mexican tile has been designed to complement the subtle earth toned ceramics and stone commonly used throughout homes in the US. In addition, no other Latin ceramic enterprise offers a compliment of molding and trim products, in both traditional clay and all weather porcelain, to meet your designer's demands for both exterior and interior tile installations.



Classic 15 complimenting natural stone

PRINTING AND WEBSITE COLOR REPRESENTATION WAS SUBMITTED AS ACCURATE AS POSSIBLE BUT VARIATION CAN OCCUR IN ITS FINAL FORM. VARIATION IS INHERENT IN ALL MATERIAL. PLEASE REQUEST SAMPLES TO VERIFY COLOR RANGE.

PORCELAIN CLASSIC DESIGNS

PORCELAIN POBLANA DESIGNS

3 3/4" & 5 3/4"



CLASSIC 8

2"



3 3/4" & 5 3/4"



CLASSIC 12

2"



CLASSIC 14



CLASSIC 15



CLASSIC 17



CLASSIC 21



CLASSIC 22



CLASSIC 23



PORCELAIN CLASSIC DESIGNS

3 3/4" & 5 3/4"



CLASSIC 25

2"



3 3/4" & 5 3/4"



CLASSIC 26

2"




PORCELAIN COLONIAL DESIGNS



COLONIAL 2



COLONIAL 4



COLONIAL 8

2 7/8" x 5 3/4"



COLONIAL 9



COLONIAL 10



COLONIAL 11



PORCELAIN BAROQUE DESIGNS

PORCELAIN POBLANA DESIGNS

3 3/4" & 5 3/4"



BAROQUE 1

2"



3 3/4" & 5 3/4"



BAROQUE 2 - POOL SAFE

2"



BAROQUE 2 - NON POOL



BAROQUE 3 - POOL SAFE



BAROQUE 3 - NON POOL



BAROQUE 4



BAROQUE 5



BAROQUE 6



BAROQUE 7

2 7/8" x 5 3/4"



BAROQUE 8



PORCELAIN SPECIAL DESIGNS

3 3/4" & 5 3/4"



SPECIAL 1

2"



3 3/4" & 5 3/4"



SPECIAL 2

2"



SPECIAL 3



SPECIAL 4



SPECIAL 5



MALLA (PRICED AS COLONIAL)

PORCELAIN MEDALLIONS & CORNERS



COLONIAL 8 MEDALLION



BAROQUE 5 MEDALLION



BAROQUE 7 MEDALLION



SPECIAL 5 MEDALLION



PORCELAIN SOLID COLOR & MOLDED TILE




YELLOW



COBALT



BLUE



WHITE



CINNAMON



GREEN



DOUBLE
BULLNOSE



SINGLE
BULLNOSE

TILES SIZES: 2" X 2" (NON BULLNOSE), 3 3/4" X 3 3/4",
5 3/4" X 5 3/4", 2 7/8" X 5 3/4"



NARROW QUARTER
ROUND
5 3/4" X 3/4"



WIDE QUARTER
ROUND
5 3/4" X 1 1/2"



CHAIR RAIL
5 3/4" X 1 5/8"
X 5/8"



V-CAP
5 3/4" X 2 1/4"
X 2 1/4"



LISTELO
5 3/4" X 1 1/2"



COARSE ROPE
5 3/4" X 1 1/4" X 1"



FINE ROPE
5 3/4" X 1 1/4" X 1"

OUR TRADITIONAL CLAY BODY POBLANA LINE

Mexican tile history began in the late 16th Century when potters from the Spanish city of Talavera de la Reina settled in Puebla, a two hour drive east of Mexico City.

Today, Talavera ceramics studios are found throughout the country, but the finest ceramic tiles are concentrated in and around Puebla, where all of our Poblana line is sourced.

Compared to other Mexican tile imports, our ceramic tiles possess a vibrance of color, a delicacy of detail, and visible textures that comes from hand painting. Each Mexican tile is its own work of art. For installations where resistance to freezing weather and possible high impacts to the bodies are a factor, our porcelain body Talavera products are an option. Our clay bodies provide a more authentic rustic look to an indoor installation.

Mexican tile from Latin Accents is a unique way to decorate a bath or kitchen, and can be used for walls, showers, sinks, floors, back splashes, counter tops and more. Mix and match our Talavera tile designs to create a truly unique guest bathroom, or use our designs as backsplash tile in your kitchen for a decorative and easy to clean surface. Our Talavera tile can also be used as floor tile accents throughout your home, creating a unique Latin feel.

Browse our designs by style or product type. We offer a variety of molded pieces for a truly polished look, and house numbers to represent your design sense in one of the most important places in your home.

PRINTING AND WEBSITE COLOR REPRESENTATION WAS SUBMITTED AS ACCURATE AS POSSIBLE BUT VARIATION CAN OCCUR IN ITS FINAL FORM. VARIATION IS INHERENT IN ALL MATERIAL. PLEASE REQUEST SAMPLES TO VERIFY COLOR RANGE.



THE VARIED TEXTURE OF CLAY BODY TALAVERA TILE ENHANCES THE RUSTIC FEELING OF THIS KITCHEN

CLASSIC DESIGNS - CLAY BODY

6" x 6" & 4" x 4"




DESIGN IN CLEARANCE

2" x 2"



CLASSIC 1

6" x 6" & 4" x 4"



DESIGN IN CLEARANCE

2" x 2"



CLASSIC 2



DESIGN IN CLEARANCE



CLASSIC 3



DESIGN IN CLEARANCE



CLASSIC 4



DESIGN IN CLEARANCE



CLASSIC 5



DESIGN IN CLEARANCE



CLASSIC 6



DESIGN IN CLEARANCE



CLASSIC 7



CLASSIC 8



DESIGN IN CLEARANCE



CLASSIC 9



CLASSIC 10

DESIGNS NOT STOCKED IN PORCELAIN CAN BE
CREATED AS SPECIAL ORDERS

6" x 6" & 4" x 4"



DESIGN IN CLEARANCE

2" x 2"
3" x 6"



CLASSIC 11

6" x 6" & 4" x 4"



CLASSIC 12

2" x 2"
3" x 6"



CLASSIC 13
DESIGN IN CLEARANCE



CLASSIC 14



CLASSIC 15



CLASSIC 16



CLASSIC 17



CLASSIC 18



DESIGN IN CLEARANCE

CLASSIC 19




CLASSIC 20



CLASSIC DESIGNS

CLAY BODY

6" x 6" & 4" x 4"



CLASSIC 21

2" x 2"
3" x 6"



6" x 6" & 4" x 4"



CLASSIC 22

2" x 2"
3" x 6"



CLASSIC 23



CLASSIC 24



CLASSIC 25



CLASSIC 26



COLONIAL DESIGNS

CLAY BODY



COLONIAL 1



COLONIAL 2




DESIGNS NOT STOCKED IN PORCELAIN CAN BE
CREATED AS SPECIAL ORDERS

6" x 6" & 4" x 4"



2" x 2"
3" x 6"




COLONIAL 3

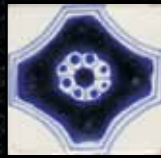
6" x 6" & 4" x 4"



2" x 2"
3" x 6"



COLONIAL 4



COLONIAL 5



COLONIAL 6



COLONIAL 7
DESIGN IN CLEARANCE



COLONIAL 8



COLONIAL 9



COLONIAL 10



COLONIAL 11



COLONIAL 12



DESIGN IN CLEARANCE

BAROQUE DESIGNS

CLAY BODY

6" x 6" & 4" x 4"



BAROQUE 1

2" x 2"
3" x 6"



6" x 6" & 4" x 4"



BAROQUE 2

2" x 2"
3" x 6"



BAROQUE 3



BAROQUE 4



BAROQUE 5



BAROQUE 6



BAROQUE 7



BAROQUE 8



DESIGNS NOT STOCKED IN PORCELAIN CAN BE
CREATED AS SPECIAL ORDERS

SPECIAL DESIGNS

CLAY BODY

6" x 6" & 4" x 4"



SPECIAL 1

2" x 2"
3" x 6"



6" x 6" & 4" x 4"



SPECIAL 2

2" x 2"
3" x 6"



SPECIAL 3



SPECIAL 4



SPECIAL 5



MALLA
(PRICED AS COLONIAL)

MEDALLION & CORNER DESIGNS

CLAY BODY

6" x 6" & 4" x 4"



COLONIAL 8 CORNER
& MEDALLION



BAROQUE 5 CORNER
& MEDALLION




BAROQUE 7 CORNER
& MEDALLION



SPECIAL 5 CORNER
& MEDALLION

MEDALLIONS CONSIST
OF 4 CORNER PIECES OF
EACH DESIGN

SOLID COLOR & MOLDED TILE CLAY BODY



YELLOW



COBALT



BLUE




OFF-WHITE



CINNAMON



GREEN



BLACK



SINGLE
BULLNOSE




NARROW
QUARTER
ROUND



WIDE QUARTER
ROUND



CHAIR RAIL



DOUBLE
BULLNOSE



LISTELO



COARSE ROPE



FINE ROPE



V-CAP &
CORNER

TILES IN STOCK IN 2" X 2", 4" X 4", 6" X 6"

QUARTER ROUNDS, CHAIR RAILS & V-CAPS
IN STOCK IN 6" & 4" LENGTHS.

LISTELOS AND ROPES IN STOCK IN 6" LENGTHS.

ALL DESIGNS & COLORS SHOWN ARE IN STOCK

HOUSE NUMBERS

CLAY BODY

& FRAMES



CLASSIC 1 DESIGN



CLASSIC 2 DESIGN



BAROQUE 1 DESIGN



BAROQUE 2 DESIGN



BAROQUE 3 DESIGN



BAROQUE 4 DESIGN



SPECIAL 1 DESIGN



CLASSIC FRAME



SPECIAL FRAME

TILE SIZES : APPROXIMATELY 5 3/4" X 2 7/8"

FRAMES HAVE SPACE FOR 2 TO 5 NUMBER TILES.
TWO HALF WIDTH TRIM PIECES EQUAL THE WIDTH
OF ONE HOUSE NUMBER TILE.



CUSTOM VARIATIONS IN COLOR AND CHARACTER
ARE POSSIBLE WITH SPECIAL ORDERS



FRAME SIZES	CLASSIC FRAME	SPECIAL FRAME
2 NUMBER	7 3/4" X 6 1/4"	10" X 10"
3 NUMBER	10 1/2" X 6 1/4"	13" X 10"
4 NUMBER	13 1/4" X 6 1/4"	16" X 10"
5 NUMBER	16 3/4" X 6 1/4"	19" X 10"

Our house number tiles are made with traditional hand made clay bodies. For installations in freezing climates, we coat the clay surfaces with a penetrating sealer. Our frames are also hand crafted from electrostatically coated steel, and designed for ease of installation. Orders should state the sequence of the numbers in the frame, as adjustments are often needed to combine these hand made elements.

ALL DESIGNS SHOWN ARE IN STOCK

PRINTING AND WEBSITE COLOR REPRESENTATION WAS SUBMITTED AS ACCURATE AS POSSIBLE BUT VARIATION CAN OCCUR IN ITS FINAL FORM. VARIATION IS INHERENT IN ALL MATERIAL. PLEASE REQUEST SAMPLES TO VERIFY COLOR RANGE.

SINKS

Our sinks are molded from high fire white clay and are double shelled with overflow holes. A pop up drain will be required. Please refer to the weight and size chart in the appendix for more details.



CLASSIC 14
ULTRA



CLASSIC 19



CLASSIC 22



CLASSIC 22
ULTRA



CLASSIC 23



CLASSIC 24



CLASSIC 25



CLASSIC 26 B



COLONIAL 2



COLONIAL 3



COLONIAL 4



COLONIAL 4
ULTRA



COLONIAL 5



COLONIAL 8



COLONIAL 8
ULTRA



COLONIAL 10



BAROQUE 2



BAROQUE 5



BAROQUE 5
ULTRA



BAROQUE 8



SPECIAL 2



SPECIAL 4



SPECIAL 5

MURALS

CLAY BODY



FLOR

Our murals are created by professional artists outside of our traditional manufacturers.

The Flor mural is painted the off-white glazed clay body found in our Talavera Poblana line. Each mural stays true to the theme of image at left, but is different from each other Flor mural.

The Fruta mural is created by a officially certified Talavera studio near Puebla, Mexico. The background is an different off-white glazed clay body, with a slight grey/sage tendency. It is sold in components: the central still life, the scrollwork surrounding it, and the white molded braids on the edge. The still life image will remain fairly uniform between murals, but the scrollwork will vary from artist to artist.



FRUTA WITH WHITE BRAID BORDER



FRUTA WITH COBALT BRAID BORDER

FIELD DESIGNS



CLASSIC 13



CLASSIC 15



CLASSIC 21



CLASSIC 23



CLASSIC 26



BAROQUE 1



BAROQUE 2



BAROQUE 3



BAROQUE 4



BAROQUE 8

PRINTING AND WEBSITE COLOR REPRESENTATION WAS SUBMITTED AS ACCURATE AS POSSIBLE BUT VARIATION CAN OCCUR IN ITS FINAL FORM. VARIATION IS INHERENT IN ALL MATERIAL. PLEASE REQUEST SAMPLES TO VERIFY COLOR RANGE.

CONCEPT BOARDS



CLASSIC 12



CLASSIC 15



CLASSIC 23



CLASSIC 26



COLONIAL 4



COLONIAL 9



BAROQUE 2



BAROQUE 3



BAROQUE 3



BAROQUE 5



BAROQUE 7



BAROQUE 8



SPECIAL 2



SPECIAL 4



SPECIAL 5

PHOTO GALLERY



SAN MIGUEL VERANO SHOWER
WITH SAN CLEMENTE VERANO WATER LINE



SANT GERVASI WITH SAN NICOLAS
AND BLUE FIELD TILE



SANT GERVASI 6" & 2" WITH SANTA COLOMA 2"



SAN MIGUEL TERRA COTTA WITH
SANTA ROSA TERRA COTTA CORNER



BAROQUE 1 WITH BLUE FIELD TILE



SANTA ROSA VERANO AND VERANO CORNER DESIGNS



CLASSIC 15 WITH FLAGSTONE



SAMARA VERANO



CLASSIC 12 WATERLINE



A SPA WITH A MIXTURE OF CLASSIC 23, COLONIAL 9
AND
COLONIAL 11 WITH COBALT BLUE PORCELAIN



SAMARA TERRA COTTA



COLONIAL 9 WATERLINE

PRINTING AND WEBSITE COLOR REPRESENTATION WAS SUBMITTED AS ACCURATE AS POSSIBLE BUT VARIATION CAN OCCUR IN ITS FINAL FORM. VARIATION IS INHERENT IN ALL MATERIAL. PLEASE REQUEST SAMPLES TO VERIFY COLOR RANGE.



COLONIAL 8 WITH MEDALLIONS DESIGN



BAROQUE 4 WATERLINE AND STAIR RISERS



COLONIAL 11 WATERLINE



SANTA COLOMA 4" & CREMA MARFIL WATERLINE



BAROQUE 7 WATERLINE



A CUSTOM DESIGN COMBINATION OF
CLASSIC 13 AND CLASSIC 26



CLASSIC 26 WATERLINE



COBALT WITH
WATERLINE OF
CLASSIC 12 AND
COLONIAL 4.
BAROQUE 7
MEDALLIONS



BAROQUE 2 ACCENTS, BAROQUE 1 WATERLINE



SANT GERVASI 4" WATERLINE



BAROQUE 3 & BLUE FIELD TILE WATERLINE



SANT GERVASI 4" JACUZZI EXTERIOR



BAROQUE 8 & COLONIAL 2
WITH CINNAMON FIELD TILE WATERLINE



COLONIAL 2 AND BAROQUE 8 PORCELAIN
IN EXTREME CLIMATES



PRINTING AND WEBSITE COLOR REPRESENTATION WAS SUBMITTED AS ACCURATE AS POSSIBLE BUT VARIATION CAN OCCUR IN ITS FINAL FORM. VARIATION IS INHERENT IN ALL MATERIAL. PLEASE REQUEST SAMPLES TO VERIFY COLOR RANGE.

COLONIAL 4 AND MARBLE FOUNTAIN



COLONIAL 2 AND COBALT FOUNTAIN



SPECIAL 3 AND COBALT PORCELAIN FOUNTAIN



SAN CLEMENTE VERANO
WITH TRAVERTINE



SAN CLEMENTE VERANO
WITH TRAVERTINE





SAMARA VERANO WITH
CREMA MARFIL



SANT GERVASI & SANTA COLOMA



BAROQUE 7 ENTRANCE AND WINDOW ACCENTS



CLASSIC 14 EXTERIOR ACCENTS





COLONIAL 11,
BAROQUE 7
AND BLUE
ENTRANCE



SANTA ROSA TERRA COTTA



CLASSIC 9
BALCONY
UNDERSIDE

BAROQUE 7, BAROQUE
CORNER & COLONIAL 2
OVERHANG UNDERSIDE





BAROQUE 7 AND BLUE ENTRANCE



COLONIAL 8 AND CINNAMON
ENTRANCE

7
ON
E



BAROQUE 1, 8
AND CUSTOM
DESIGNS WITH
SALTILLO PAVERS



BAROQUE 5
COLONIAL 2,
BLUE PATIO
PLANTER



SANTA ROSA VERANO, SANTA ROSA TERRA COTTA,
SAMARA VERANO, SAMARA TERRA COTTA,
SANTA CRUZ VERANO, SANTA CRUZ TERRA COTTA

PRINTING AND WEBSITE COLOR REPRESENTATION WAS SUBMITTED AS ACCURATE AS POSSIBLE BUT VARIATION CAN OCCUR IN ITS FINAL FORM. VARIATION IS INHERENT IN ALL MATERIAL. PLEASE REQUEST SAMPLES TO VERIFY COLOR RANGE.



BAROQUE 1,
CLASSIC 23, COLONIAL
9, 11
WITH TERRA COTTA



BAROQUE 1 AND 8 LOW RISERS



BAROQUE 8, COLONIAL 9, 11, AND CLASSIC 23 RISERS



BAROQUE 7
CLASSIC 22
COLONIAL 2, 8, 11,
CINNAMON AND
BLUE RISERS

SPECIAL 3
BAROQUE 7
BAROQUE 8
COLONIAL 8
RISERS





SANTA ROSA VERANO & SAMARA VERANO



SAMARA AQUA &
TERRA COTTA
SAN CLEMENTE AQUA
& VERANO
SANTA ROSA VERANO
CREMA DORADA,
CREMA MARFIL, AQUA
& TERRA COTTA
SOLID COLORS



CLASSIC 15 RISERS



SANTA COLOMA
RISERS



SANTA ROSA VERANO WITH TERRA COTTA PAVERS



CLASSIC 12, 13 & 15 PATIO RISERS



SAMARA VERANO



BAROQUE 5, 8
COLONIAL 2, 11
AND BLUE
FIREPLACE



MULTIPLE 2 INCH DESIGNS
IN PORCELAIN FOR COLD
CLIMATES OUTDOORS



SAN MIGUEL NEVADA BACKSPLASH



SANTA ROSA VERANO BACKSPLASH



CLASSIC 26 WET BAR BACKSPLASH



COLONIAL 2 WINDOW DECORATION



BAROQUE 8, YELLOW, COBALT
CLAY BODY TILE FOR A MORE RUSTIC LOOK



MIXED DESIGNS



CLASSIC 14 PORCELAIN BACKSPLASH AND COUNTER TOP



SAN MIGUEL NEVADA BACKSPLASH

PRINTING AND WEBSITE COLOR REPRESENTATION WAS SUBMITTED AS ACCURATE AS POSSIBLE BUT VARIATION CAN OCCUR IN ITS FINAL FORM. VARIATION IS INHERENT IN ALL MATERIAL. PLEASE REQUEST SAMPLES TO VERIFY COLOR RANGE.



BAROQUE 7
& COBALT
PORCELAIN
COUNTER TOP

SANTA ROSA VERANO AND CORNER VARIATION
WITH OLIVO AND TERRA COTTA





VARIOUS 2" CATALINA
DOTS AS ACCENTS
WITH TERRA COTTA
PAVERS



SANTA ROSA SAND,
& CREMA MARFIL



SANTA ROSA SAND,
CREMA MARFIL
WAINSCOT

SANTA ROSA SAND
WITH TRAVERTINE
COUNTER



CLASSIC 18,
COLONIAL 5
& COBALT
SHOWER



BAROQUE 5 &
COBALT WITH
WHITE MARBLE
BATH VANITY

COLONIAL 11
& COBALT
SHOWER



SPECIAL 4 &
COBALT BATH





COLONIAL 9, 11
AND BLUE SHOWER



BAROQUE 7
MEDALLIONS



SAN MIGUEL VERANO
FIELD WITH TERRA COTTA



SAN MIGUEL VERANO
MEDALLIONS



SAN MIGUEL TERRA COTTA
MEDALLIONS



COLONIAL 8
CINNAMON
WAINSCOT



CLASSIC 12, 15,
COBALT BATH



COLONIAL 8
CINNAMON
BATH



COLONIAL 7, BLUE AND YELLOW PORCELAIN BATH
WAINSCOT AND FLOOR - BE CAREFUL, AS WHEN
WET, THIS TILE WILL BE SLIPPERY!



SAN MIGUEL VERANO
TERRA COTTA & BLUE



SAN MIGUEL TERRA COTTA
TERRA COTTA & BLUE



THE MERCED THEATRE WAS BUILT IN 1931, DURING THE GREAT AGE OF GRAND MOVIE HOUSES, TO SEAT 1,645 CUSTOMERS IN AIR-CONDITIONED COMFORT, IN A DREAMY EXOTIC SETTING.

DESIGNED BY SAN FRANCISCO ARCHITECTS REID BROTHERS (WHO ALSO DESIGNED THE HOTEL DEL CORONADO NEAR SAN DIEGO) IN A LATIN, CALIFORNIA REVIVAL STYLE, THE INTERIOR OF THE MERCED THEATRE EVOKED STROLLING THROUGH A QUAINT SPANISH VILLAGE FROM A PAST CENTURY.

OVER THE YEARS, THE UNIQUE INTERIOR WAS GUTTED TO MAKE WAY FOR A FOUR-PLEX CINEMA, AND EVENTUALLY THE THEATER WAS CLOSED. BEGINNING IN 2007, A REHABILITATION PLAN WAS BEGUN TO RETURN THE THEATER TO ITS FORMER GLORY. LATIN ACCENTS WAS CHOSEN TO RECREATE THAT PORTION OF THE 85+ YEAR OLD HISTORIC HISPANO MARESQUE COMPANY TILES THAT HAD BEEN TOO HEAVILY DAMAGED OVER TIME TO BE INCLUDED IN THE RENOVATION.

THE THEATER WAS ADDED TO THE NATIONAL REGISTER OF HISTORIC PLACES (NRHP) IN 2009



IN EACH OF THE PHOTOS ABOVE, THE ORIGINAL 85+ YEAR OLD TILES THAT COULD BE PRESERVED ARE ON THE LEFT. THE LATIN ACCENTS REPRODUCTIONS ARE ON THE RIGHT. AN EFFORT TO CONSERVE THE PAST AND MAINTAIN A TIGHT BUDGET SUCCEEDED FOR THE THEATER RENOVATORS.



ANACAPA TERRA COTTA
USED AS A TABLE TOP FOR OUTDOORS



SPECIAL 2 AND TERRA COTTA
COMMERCIAL SHIPPING MALL DECORATION

PRINTING AND WEBSITE COLOR REPRESENTATION WAS SUBMITTED AS ACCURATE AS POSSIBLE BUT VARIATION CAN OCCUR IN ITS FINAL FORM. VARIATION IS INHERENT IN ALL MATERIAL. PLEASE REQUEST SAMPLES TO VERIFY COLOR RANGE.




CLASSIC 15, BAROQUE 1 AND COBALT
RESTAURANT BATH, ATASCADERO, CA



CLASSIC 15 - RESTAURANT RECEPTION AND
TORTILLA STAND



BAROQUE 7, CINNAMON,
YELLOW, COBALT, AND
GREEN. MEDICAL BUILDING
EXTERIOR RENOVATION.
SACRAMENTO, CA





COLONIAL 8
MEDALLION AND
COBALT.
YUBA CITY, CA
CIVIC BUILDING
RENOVATION



COLONIAL 8, CINNAMON AND YELLOW RESTAURANT ENTRANCE, OKLAHOMA CITY, OK



BAROQUE 1, CLASSIC 26, SPECIAL 3, COLONIAL 2 STAIRCASE AT MURRIETA WELLS WINERY, LIVERMORE, CA



SPECIAL 2



SPECIAL 2, BLUE
MONTEREY, CA



SAN MIGUEL VERANO
MEDALLION, SAN RAMON CA



CLASSIC 25, 12 BLUE
ALBUQUERQUE, NM



BAROQUE 5 MEDALLION



SMITH-EMERY LABORATORIES

An Independent Commercial Testing Laboratory, Established 1904

781 E. Washington Boulevard Los Angeles, California 90021 ♦ (213) 749-3411 ♦ Fax (213) 741-8626

Proj. No.: 36407-1
Lab No.: T-06-193

October 11, 2006

Client: FRED FISCHER
LATIN ACCENTS, INC
3989 FIRST STREET, SUITE G
LIVERMORE, CA 94551

Subject: 3-3/4" x 3-3/4" x 1/4" thick Latin Accents Poblana Procelain Glazed Tiles (White, Green, and Blue)
Specification: ASTM C-1026 - 87
Source: Submitted to Smith-Emery Laboratory by Client on September 5, 2006.
Date Tested: September 12-15, 2006.

Report of Test

Measuring The Resistance of Ceramic Tile to Freeze - Thaw Cycling (ASTM C 1026 - 96)

Ten tile samples were placed in a vacuum chamber and subjected to a maximum vacuum pressure of 1.45 psi. (29 in.Hg) for 20 minutes, then covered with water for additional 40 minutes under the same vacuum condition. After removal from the chamber, the samples were subjected to fifteen cycles of freezing to 0° F and thawing to 50° F to 60° F water. After each cycle the specimens were wiped surface dry and observed for surface flaws, then reimmersed in water until ready for the next freezing cycle. Every fifth cycle the tile were weighed and inked to enhance surface flaws.

A. Absorption

	Tile No.	Dry Wt. (grams)	Wet Wt. (grams)	Percent Water Absorption After Vacuum
WHITE	1.	175.20	175.34	0.080%
	2.	172.94	173.04	0.058%
	3.	169.23	169.39	0.095%
	4.	180.78	180.88	0.055%
BLUE	5.	183.09	183.19	0.055%
	6.	184.05	184.15	0.054%
	7.	183.57	183.66	0.049%
GREEN	8.	169.95	170.17	0.129%
	9.	175.64	175.74	0.057%
	10.	171.84	171.98	0.081%

B. Freeze - Thaw Cycling

Cycle No.	OBSERVATIONS									
	Tile 1	Tile 2	Tile 3	Tile 4	Tile 5	Tile 6	Tile 7	Tile 8	Tile 9	Tile 10
1.	U	U	U	U	U	U	U	U	U	U
2.	U	U	U	U	U	U	U	U	U	U
3.	U	U	U	U	U	U	U	U	U	U
4.	U	U	U	U	U	U	U	U	U	U
5.	U	U	U	U	U	U	U	U	U	U
Wet Wt.	175.53	173.11	169.52	180.92	183.23	184.18	183.71	170.48	175.79	172.11
% Abs.	0.188%	0.098%	0.171%	0.077%	0.076%	0.071%	0.076%	0.312%	0.085%	0.157%



SMITH-EMERY LABORATORIES

An Independent Commercial Testing Laboratory, Established 1964

781 E. Washington Boulevard Los Angeles, California 90021 ♦ (213) 749-3411 ♦ Fax (213) 741-8626

Proj. No.: 36407-1
Lab No.: T-06-193

October 11, 2006

Subject: 3-3/4" x 3-3/4" x 1/4" thick Latin Accents Poblana Procelain Glazed Tiles (White, Green, and Blue)

B. Freeze - Thaw Cycling cont'd.

Cycle No.	OBSERVATIONS									
	Tile 1	Tile 2	Tile 3	Tile 4	Tile 5	Tile 6	Tile 7	Tile 8	Tile 9	Tile 10
6.	U	U	U	U	U	U	U	U	U	U
7.	U	U	U	U	U	U	U	U	U	U
8.	U	U	U	U	U	U	U	U	U	U
9.	U	U	U	U	U	U	U	U	U	U
10.	U	U	U	U	U	U	U	U	U	U
Wet Wt.	175.60	173.12	169.55	180.92	183.23	184.21	183.71	170.68	175.80	172.19
% Abs.	0.228%	0.104%	0.189%	0.077%	0.076%	0.087%	0.076%	0.430%	0.091%	0.204%

Cycle No.	OBSERVATIONS									
	Tile 1	Tile 2	Tile 3	Tile 4	Tile 5	Tile 6	Tile 7	Tile 8	Tile 9	Tile 10
11.	U	U	U	U	U	U	U	U	U	U
12.	U	U	U	U	U	U	U	U	U	U
13.	U	U	U	U	U	U	U	U	U	U
14.	U	U	U	U	U	U	U	U	U	U
15.	U	U	U	U	U	U	U	U	U	U
Wet Wt.	175.75	173.18	169.65	180.94	183.24	184.21	183.71	170.89	175.85	172.27
% Abs.	0.314%	0.139%	0.248%	0.089%	0.082%	0.087%	0.076%	0.553%	0.120%	0.250%

Legend : (U) Unaffected - No crazing, chipping spalling, body checks or cracks.
(A) Affected - (a) Crazing, (b) Chipping, (c) Spalling, (d) Body Checks, (e) Cracks.

Remarks: Tested samples shows no evidence of deterioration after 15 cycles of freezing and thawing.

Respectfully Submitted,

SMITH - EMERY LABORATORIES


P. John Latiolat
Registered Civil Engineer No. C60312
Registration Expires: 06-30-08



- Materials Tested Comply With Specifications.
- Materials Tested Did Not Comply With Specifications.
- No Established Criteria For Acceptable Limits.

elm

CC: LATIN ACCENTS, INC; SMITH-EMERY LABORATORIES

E:\PHYLAW\EXCEL\TILE LAB 2006\36407 Latin Accents\Job 17-06-193.xls

ALL REPORTS ARE SUBMITTED AS THE CONFIDENTIAL PROPERTY OF CLIENTS. AUTHORIZATION FOR PUBLICATION OF OUR REPORT, CONCLUSIONS, OR EXTRACTS FROM OUR REPORTS REGARDING THEM IS RESERVED PENDING OUR WRITTEN APPROVAL AS A MUTUAL PROTECTION TO CLIENTS, THE PUBLIC AND OURSELVES.



Tile Council of America, Inc.

PRODUCT TESTING SERVICE

100 Clemson Research Blvd. • Anderson, SC 29625 • Tel (864) 646-TILE • Fax (864) 646-2821

TCA TEST REPORT NUMBER: TCA-085-00

TEST REQUESTED BY: Latin Accents
Attn: Fred Fisher
PO Box 2404
Danville, CA 94526

TEST SUBJECT MATERIAL: 4 x 4 Glazed Wall Tile

TEST DATE: 6/5/00-6/6/00

TEST PROCEDURE: ASTM C650: "Resistance of Ceramic Tile to Chemical Substances"
-One specimen was tested for each test solution.
-The specimens were exposed to the test solutions for 24 hrs. at 74°F.

TEST RESULTS:

Test Solution	(Affected?)	(Affected?)
Common Household and Cleaning Chemicals		
Acetic acid, 3% (v/v)	NO	NO
Acetic acid, 10% (v/v)	NO	NO
Ammonium chloride, 100 g/L	NO	NO
Citric acid solution, 30 g/L	NO	NO
Citric acid solution, 100 g/L	NO	NO
Lactic acid, 5% (v/v)	NO	NO
Phosphoric acid, 3% (v/v)	NO	NO
Phosphoric acid, 10% (v/v)	NO	NO
Sulfamic acid, 3% (v/v)	NO	NO
Sulfamic acid, 10% (v/v)	NO	NO
Swimming Pool Chemicals		
Sodium hypochlorite solution, 20 mg/L	NO	NO
Acids and Bases		
Hydrochloric acid solution, 3% (v/v)	NO	NO
Hydrochloric acid solution, 18% (v/v)	NO	NO
Potassium hydroxide, 30 g/L	NO	NO
Potassium hydroxide, 100 g/L	NO	NO

SUBMITTED BY:

Noah Chitty
Senior Laboratory Technician

6/22/00
Date

Testing Services: testing@carol.net • Technical Questions: technical@carol.net • Web Site: www.tileusa.com

This report is confidential and has been prepared for the exclusive use of the client. It is not an endorsement, approval, certification, or criticism of any product by TCA. This report shall not be published in any form without the prior written consent of TCA.



PRODUCT TESTING SERVICE

100 Clemson Research Blvd. Anderson, SC 29625 Tel (864) 646-TILE Fax (864) 646-2821

TCNA TEST REPORT NUMBER: TCNA-180-09

PAGE: 1 OF 1

TEST REQUESTED BY: Latin Accents, Inc.
Attn: Fred Fisher
3989 First Street
Livermore, CA 94551

TEST SUBJECT MATERIAL: Identified by client as: Porcelain Molded Pieces #1

TEST DATE: 5/6/09-5/7/09

TEST PROCEDURE: ASTM C373: "Standard Test Method for Water Absorption, Bulk Density, Apparent Porosity, and Apparent Specific Gravity of Fired Whiteware Products"
-Five specimens were tested.
-The specimens were subjected to a five-hour boil and 24 hour soak to room temperature.

TEST RESULTS: The average water absorption of five (5) specimens was: **0.37%**. This value classifies the subject material as impervious (with a water absorption of less than 0.5 percent).

The individual results of water absorption were as follows:
Specimen 1: 0.35 %
Specimen 2: 0.25 %
Specimen 3: 0.28 %
Specimen 4: 0.67 %
Specimen 5: 0.33 %

[The ANSI A137.1 specification states that Porcelain Tile shall be impervious.]


Katelyn Simpson
Laboratory Manager


Date

Testing Services: testing@tileusa.com Literature Orders: literature@tileusa.com Web Site: www.tileusa.com

This report is confidential and has been prepared for the exclusive use of the client. It is not an endorsement, approval, certification, or criticism of any product by TCNA. This report shall not be published in any form without prior written consent of TCNA.



Latin Accents™ Talavera Porcelain Tiles

Installation Specification

Latin Accents

SPECIFICATION

Applies to the installation of Latin Accents™ Talavera porcelain tiles on pool and fountain waterlines in indoor and outdoor environments.

NOTE TO SPECIFIER

A LATICRETE "System" approach to installation is covered by a comprehensive 25 year warranty (Reference LATICRETE DS 025.0).

MATERIALS

Tiles: Talavera Series porcelain tiles as supplied by Latin Accents; Livermore, CA; www.latin-accents.com

Latex Portland Cement Thin Bed Mortar (masonry substrates): LATICRETE® 254 Platinum

Epoxy Thin Bed Mortar (fiberglass & stainless steel substrates): LATAPOXY® 300 Adhesive

Stain Resistant Epoxy Grout: LATICRETE SpectraLOCK® PRO Grout.

Latex Portland Cement Grout: LATICRETE PermaColor™ Grout [For joint widths 1/16" to 1/2" (1.5 mm to 12 mm)]

100% Silicone Caulk: LATICRETE Latasil™

Tile installation materials to be supplied by LATICRETE International, Inc.; Bethany, CT; USA Telephone: 1 (203) 393-0010; Fax: 1 (203) 393-1684; E-mail: technicalservices@laticrete.com; Website: www.laticrete.com.

PREPARATIONS

Prior to commencing the installation, the contractor should examine substrates and notify the General Contractor and Architect of any existing conditions or surface contamination which will require correction before the work commences. Before starting, substrates must be cleaned to remove curing compounds, sealers, soil, mortar, dirt, dust, etc. Curing compounds or sealers must be removed by bead-blasting, grit / sand blasting, hydro blasting, diamond wheel grinder with dustless vacuum attachment, or equivalent methods of mechanical scarifying. After removal of the curing compounds and sealers, all rough, uneven or "out-of-plumb" surfaces must be made "plumb and true" to within 1/4" in 10' (6 mm in 3 m) and 1/16" in 1' (1.5 mm 300 mm) using LATICRETE 3701 Fortified Mortar Bed. Dry or dusty concrete or masonry surfaces must be water washed and excess water removed just prior to the application of LATICRETE installation materials.

EXPANSION AND CONTROL JOINTS

Existing joints in subsurface must be carried through tile work and must conform to architectural details. Expansion joints must be installed where tile abuts restraining surfaces, such as perimeter walls and corners. Expansion joints must be installed at all "changes of plane" in the tile work. Refer to Tile Council of North America (TCNA) Detail EJ-171 (Current Year) for industry recommendations

MIXING

Mix each LATICRETE product according to printed product instructions printed on / included with each product package. Mix only long enough to wet out the batch. Do not over-mix.

INSTALLATION OF TALAVERA PORCELAIN TILES BY THE THIN BED METHOD

Apply the thin bed mortar to the substrate with scraping motion, using the flat side of the notched trowel. Work the thin bed mortar into good contact with the substrate. A trowel with notches large enough to ensure full coverage and support of the tile is required. Using the notched side of the trowel, comb the thin bed mortar in one direction. Firmly press the tiles into the fresh thin bed mortar and move them perpendicularly across the ridges to flatten and compress the ridges. This helps to

produce maximum coverage to the backs of the tiles and leaves the corners and edges fully supported. Do not apply more thin bed mortar than can be covered within 10-15 minutes, or while thin bed mortar is still wet and tacky. Periodically, remove and check tiles to verify full thin bed mortar coverage is being achieved. Allow tile installation to set for 24 hours at 70° F (21° C), prior to grouting. Excess thin bed mortar must be cleaned from tiles with a clean, wet cloth or sponge while it is still fresh.

GROUTING AND POINTING JOINTS

Joints must be packed full and free of all voids and pits. Excess grout must be cleaned from the surface of the tiles as the work progresses, while the grout is fresh and before it hardens. The day after installation residual cement grout film or haze must be removed using a neutral pH detergent solution. Epoxy grout haze should be removed the same day as indicated in the printed product instructions. No acids should be used for cleaning tile work.

PROTECTION

Allow cement grout to cure for a minimum of 7 days at 70° F (21° C) before exposure to rain. Allow epoxy grout to cure for 2 days at 70° F (21° C) before exposure to rain.

COLD WEATHER NOTE

The curing of installation materials is retarded by low temperatures and finished work should be protected for an extended period of time. Typically, for every 18° F below 70° F (10°C below 21°C), installation materials take twice as long to cure.

WET AREA NOTE

When using LATICRETE latex Portland cement grout, allow tile work in swimming pools and fountains to cure for 14 days at 70° F (21° C) before exposing to water immersion. When using LATICRETE® SpectraLOCK® PRO Grout, allow tile work in swimming pools and fountains to cure for a minimum of 10 days at 70° F (21° C) before exposing to water immersion.

LATICRETE Technical Services provides review of job specifications and plans, project detail planning and review, and provides answers to questions concerning the installation of ceramic tile, brick, marble and stone. Call toll free USA +1 (203) 393-0010. Fax: USA +1 (203) 393-1684. E-mail: technicalservices@laticrete.com. Internet: www.laticrete.com. To obtain a copy of detailed product information, most recent revisions of LATICRETE data sheets, and answers to installation questions, E-mail: technicalservices@laticrete.com or call (800) 243-4788 x.235.

© 2010 LATICRETE INTERNATIONAL, Inc. The rights to copy, distribute, and utilize for commercial purposes is specifically granted to Stone and Tile Importers and manufacturers, Architects, Engineers, and Specifications Writers.

R 8 January 2010

LATICRETE International, Inc.
One LATICRETE Park North
Bethany, CT 06524-3423 USA
1.800.243.4788
+1.203.393.0010
www.laticrete.com

TILE INSTALLATION IMAGES & PHOTO CREDITS

TILE DESIGN	PAGE	BAROQUE 5	63, 71, 84
ANACAPA TERRA COTTA	78	BAROQUE 7	43, 44, 51, 52, 53, 54, 58, 59, 73, 80
SAMARA AQUA	60	BAROQUE 8	46, 47, 55, 57, 58, 59, 66, 68
SAMARA TERRA COTTA	40, 56, 60	SPECIAL 2	59, 83
SAMARA VERANO	38, 50, 56, 60, 63	SPECIAL 3	48, 59, 82
SAN CLEMENTE AQUA	60	SPECIAL 4	72
SAN CLEMENTE VERANO	35, 49	CUSTOM DESIGNS	43
SAN MIGUEL NEVADA	64, 67		
SAN MIGUEL TERRA COTTA	36, 74, 76		
SAN MIGUEL VERANO	35, 37, 74, 76, 84		
SAN NICOLAS	35		
SANT GERVASI	35, 36, 45, 46, 50		
SANTA COLOMA	36, 42, 50, 61		
SANTA CRUZ VERANO	56		
SANTA CRUZ TERRA COTTA	56		
SANTA ROSA SAND	70		
SANTA ROSA VERANO	35, 37, 56, 60, 62, 64, 68		
SANTA ROSA TERRA COTTA	36, 52, 56		
CLASSIC 9	53		
CLASSIC 12	39, 44, 62, 75, 84		
CLASSIC 13	62		
CLASSIC 14	51, 67		
CLASSIC 15	38, 49, 61, 62, 75, 79		
CLASSIC 18	71		
CLASSIC 22	58		
CLASSIC 23	39, 57, 58		
CLASSIC 25	84		
CLASSIC 26	44, 65, 82		
COLONIAL 2	46, 47, 48, 53, 58, 63, 65, 83		
COLONIAL 4	44, 47		
COLONIAL 5	71		
COLONIAL 7	76		
COLONIAL 8	41, 54, 58, 59, 75, 81, 82		
COLONIAL 9	39, 40, 57, 58, 73		
COLONIAL 11	39, 42, 52, 57, 58, 63, 72, 73		
BAROQUE 1	37, 55, 57, 58, 79, 81		
BAROQUE 2	44		
BAROQUE 3	45		
BAROQUE 4	41		

PHOTOS OF INSTALLATIONS THANKS TO:

AC DWELLINGS, TEXAS
 AKA DESIGNS, CALIFORNIA
 ANTIQUE FLOORS, DALLAS TX
 CERAMIC TILE CENTER, SANTA ROSA CA
 CHEROKEE CUSTOM HOMES, PALM DESERT, CA
 CITY OF SOLEDAD, CA
 CLASSIC KITCHENS & DESIGNS
 CORTOPASSI TILE, SACRAMENTO, CA
 D'MUNDO TILE, PALM DESERT, CA
 ELITE ENVIRONMENTS, CALIFORNIA
 ESCONDIDO TILE, ESCONDIDO, CA
 FORSTER TILE, BRYAN TX
 GALLERIA TILE, SAN FRANCISCO, CA
 GOULART MASONRY, SAN RAMON, CA
 GREENPLANET LANDSCAPING, LAS VEGAS, NV
 HOTEL MISSION DE ORO, SANTA NELLA, CA
 MEES DISTRIBUTORS, CINCINNATI, OH
 MISSION TILE WEST, SOUTH PASADENA, CA
 NATIONAL POOL TILE
 RUSTIC BRICK & STONE, SACRAMENTO, CA
 SEASIDE BUILDERS, FLORIDA
 SHAPELL HOMES, CALIFORNIA
 SIENA TILE & STONE, SAN RAMON CA
 SPECIALTY TILE, WINTER PARK, FL
 STATEMENTS IN TILE, SANTA FE, NM
 STONE & CERAMIC SURFACES,
 HUNTINGTON BEACH, CA
 TAMPA TILE, CLEARWATER, FL
 THE TILE STUDIO, SEASIDE, CA
 TILE & DESIGN CONCEPTS, OKC
 TILE FANTASTIC, SAN JOSE, CA
 TILE MARKET, STUART FL
 TOTALLY TILE, PASO ROBLES, CA
 UCC GROUP, FLORIDA
 VILLA & MISSION IMPORTS, SAN DIEGO, CA
 WESTON SOLUTIONS, ALBUQUERQUE, NM